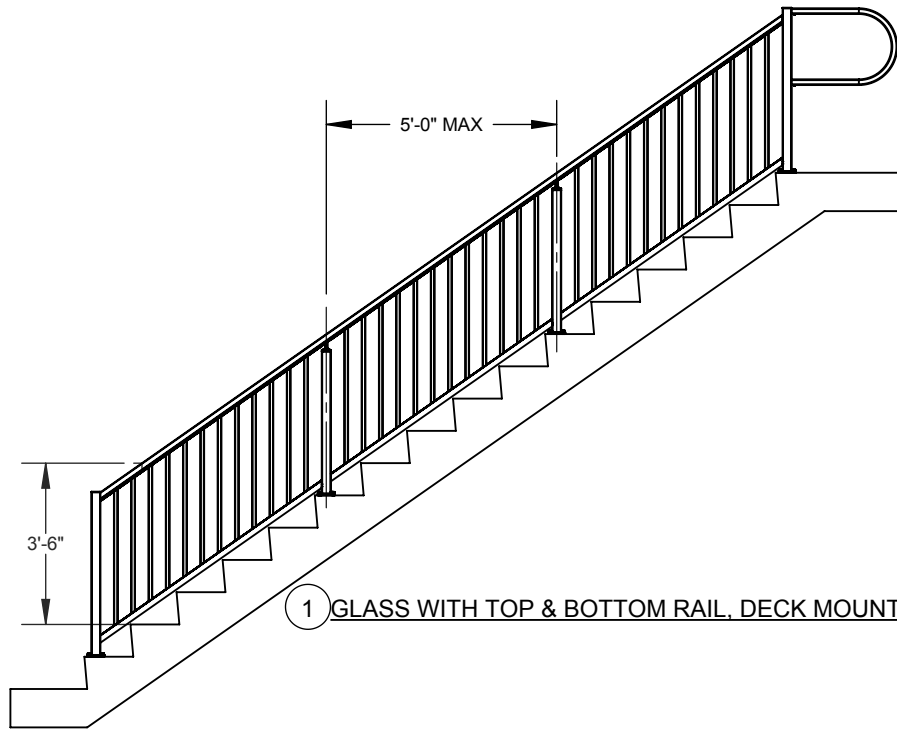


2

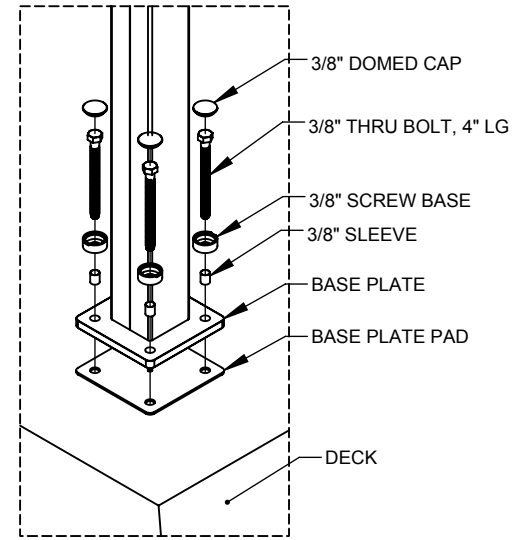
1

B

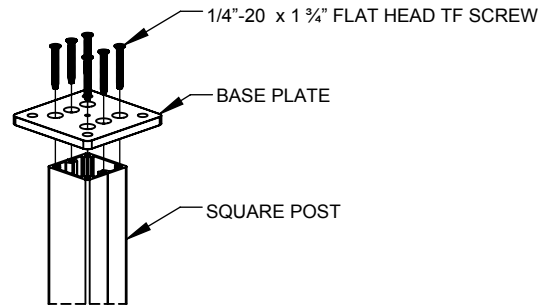
B



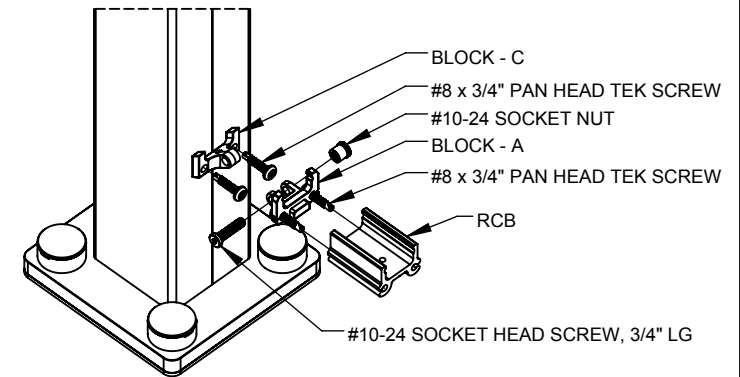
1 GLASS WITH TOP & BOTTOM RAIL, DECK MOUNT, STAIR GUARD



3 TYP. DECK MOUNTING CONNECTION
SCALE 1 : 8



2 TYP. BASE PLATE TO POST
SCALE 1 : 8



4 TYP. BOTTOM HINGE JOINT CONNECTION
SCALE 1 : 4

A

A

eGlass Element™

PROPRIETARY AND CONFIDENTIAL

THE INFORMATION CONTAINED IN THIS DRAWING IS THE SOLE PROPERTY OF EGLASS LLC. ANY REPRODUCTION IN PART OR AS A WHOLE WITHOUT THE WRITTEN PERMISSION OF EGLASS LLC IS PROHIBITED.

NOTES: UNLESS OTHERWISE SPECIFIED

1. DIMENSIONS SHOWN - INCHES [MM].
2. MACHINED SURFACES TO BE 63µIN MAX.
3. PART TO BE FREE OF BURRS AND SHARP EDGES.
4. ALL MATERIAL TO BE CLEAN, DEGREASED AND FREE OF ALL IMPURITIES.
5. ANY CHANGE MUST BE AUTHORIZED BY AN EGLASS ENGINEER.

DIMENSIONS ARE IN INCHES
FRACTIONAL ±
ANGULAR: MACH ±
TWO PLACE DECIMAL ±
THREE PLACE DECIMAL ±

MATERIAL

FINISH

DO NOT SCALE DRAWING

	NAME	DATE
DRAWN	V.P.	12/11/18
ENG APPR.		
MFG APPR.		

COMMENTS:
PURCHASER HAS THE FULL RESPONSIBILITY TO COMPLY WITH LOCAL, NATIONAL AND INTERNATIONAL BUILDING CODES. PURCHASER SHALL COMPLY IN ALL RESPECTS WITH ALL APPLICABLE LEGAL REQUIREMENTS GOVERNING THE DUTIES, OBLIGATIONS, AND BUSINESS PRACTICES OF THEIR LOCALITIES AND SHALL OBTAIN ANY PERMITS OR LICENSES NECESSARY FOR THEIR OPERATIONS.



TITLE:
EGLASS PICKET, DECK MOUNT, SADDLE BRACKET, STAIR GUARD, 42" RAILING SYSTEM

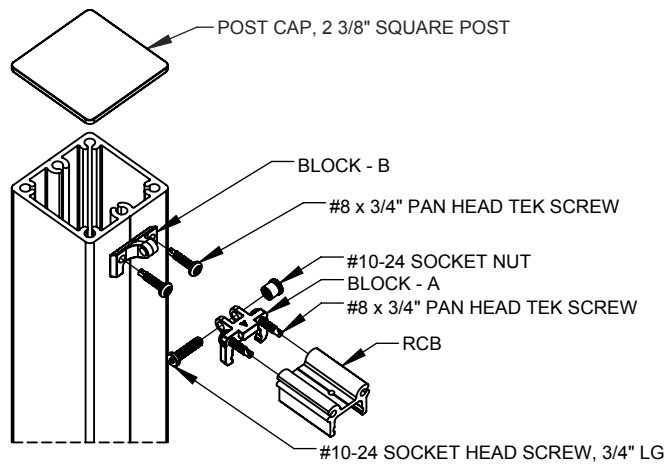
SIZE	DWG. NO.	REV
A	CMDS-SB-00	2
SCALE: 1:50	WEIGHT:	SHEET 1 OF 3

2

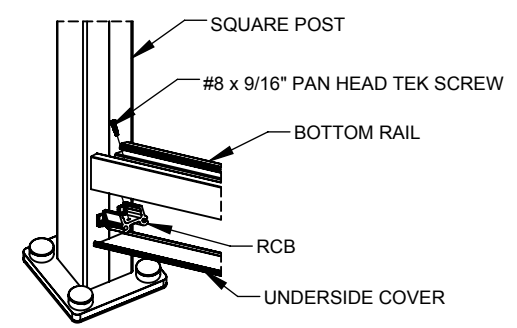
1

2

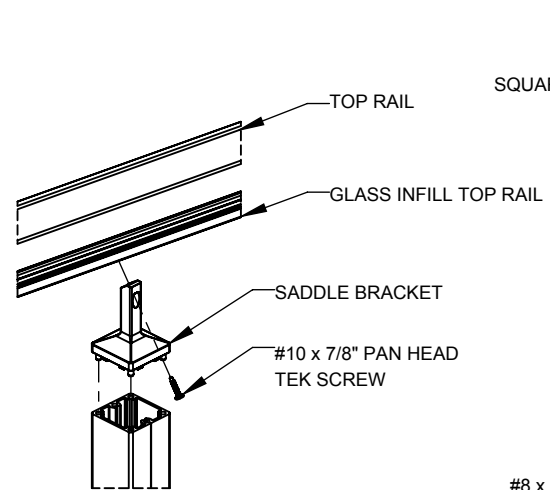
1



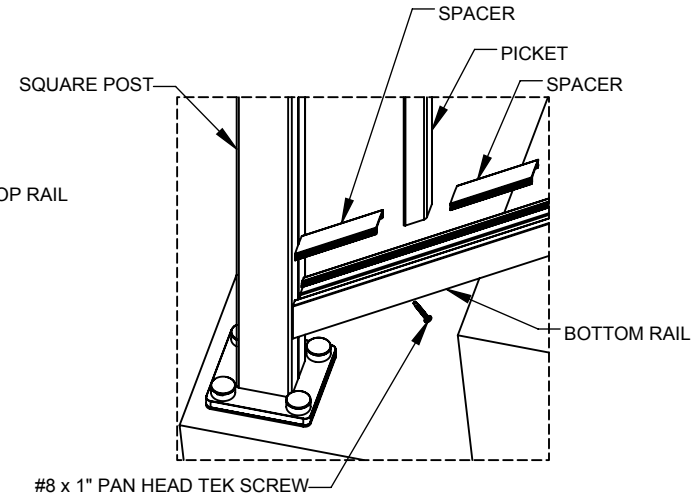
5 TYP. TOP HINGE JOINT CONNECTION



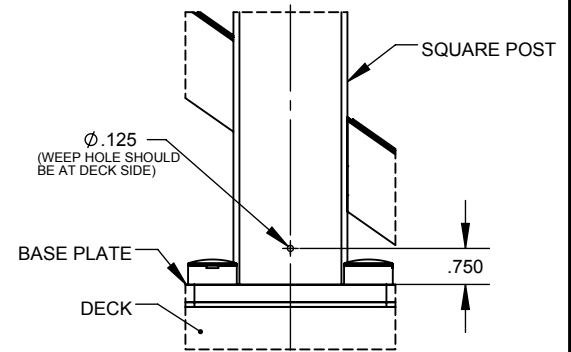
6 TYP. BOTTOM RAIL CONNECTION
SCALE 1 : 8



7 TYP. SADDLE BRACKET CONNECTION
SCALE 1 : 8



8 TYP. PICKET AND SPACER INSTALLATION
SCALE 1 : 8



9 TYP. WEEP HOLE

NOTES: UNLESS OTHERWISE SPECIFIED		NAME	DATE	eGLASS RAILING™		
<p>1. DIMENSIONS SHOWN - INCHES [MM].</p> <p>2. MACHINED SURFACES TO BE 63µIN MAX.</p> <p>3. PART TO BE FREE OF BURRS AND SHARP EDGES.</p> <p>4. ALL MATERIAL TO BE CLEAN, DEGREASED AND FREE OF ALL IMPURITIES.</p> <p>5. ANY CHANGE MUST BE AUTHORIZED BY AN EGLASS ENGINEER.</p>	<p>DIMENSIONS ARE IN INCHES</p> <p>FRACTIONAL ±</p> <p>ANGULAR: MACH ±</p> <p>TWO PLACE DECIMAL ±</p> <p>THREE PLACE DECIMAL ±</p>	DRAWN	V.P.	12/11/18	<p>TITLE: EGLASS PICKET, DECK MOUNT, SADDLE BRACKET, STAIR GUARD, 42" RAILING SYSTEM</p>	
	MATERIAL	ENG APPR.				<p>COMMENTS:</p> <p>PURCHASER HAS THE FULL RESPONSIBILITY TO COMPLY WITH LOCAL, NATIONAL AND INTERNATIONAL BUILDING CODES. PURCHASER SHALL COMPLY IN ALL RESPECTS WITH ALL APPLICABLE LEGAL REQUIREMENTS GOVERNING THE DUTIES, OBLIGATIONS, AND BUSINESS PRACTICES OF THEIR LOCALITIES AND SHALL OBTAIN ANY PERMITS OR LICENSES NECESSARY FOR THEIR OPERATIONS.</p>
	FINISH	MFG APPR.				
	DO NOT SCALE DRAWING					<p>SIZE A DWG. NO. CMDS-SB-00 REV 2</p>
		SCALE: 1:4		WEIGHT:	SHEET 2 OF 3	

eGlass Element™

PROPRIETARY AND CONFIDENTIAL

THE INFORMATION CONTAINED IN THIS DRAWING IS THE SOLE PROPERTY OF EGLASS LLC. ANY REPRODUCTION IN PART OR AS A WHOLE WITHOUT THE WRITTEN PERMISSION OF EGLASS LLC IS PROHIBITED.

2

1

B

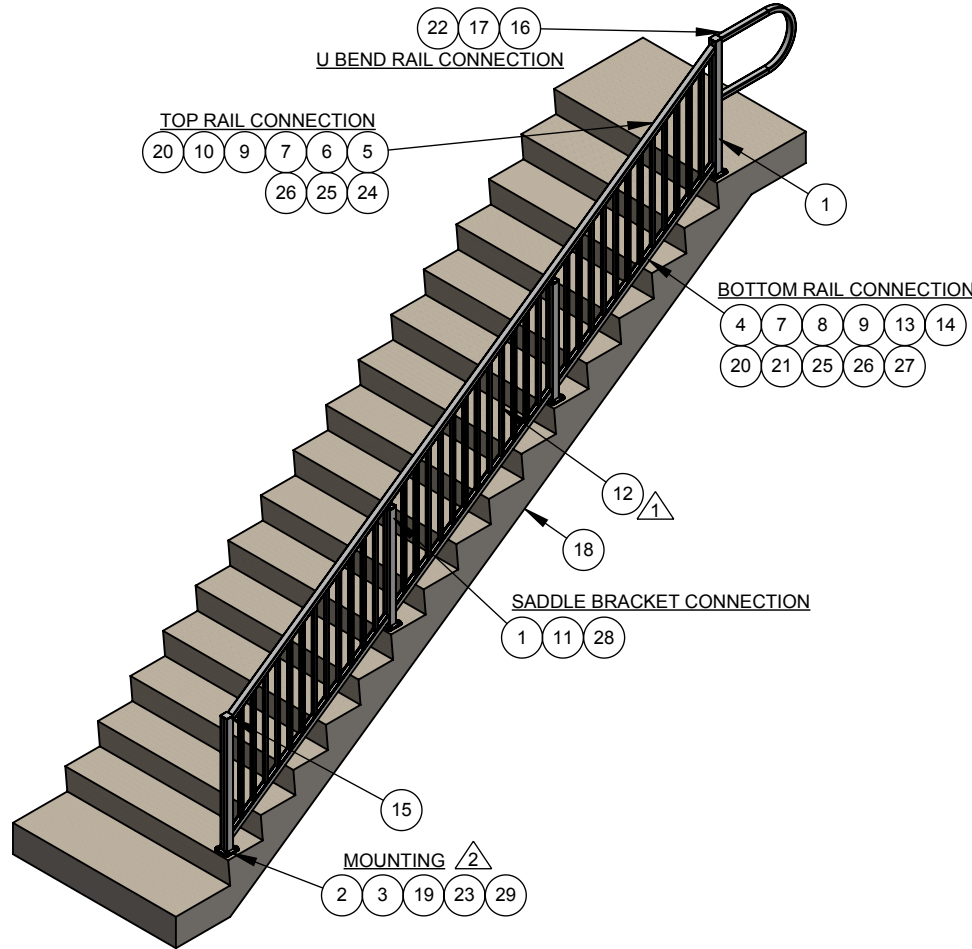
B

A

A

2

1



BILL OF MATERIAL TABLE			
ITEM NO.	PART NUMBER	DESCRIPTION	QTY.
1	AAAA-SP-48	SQUARE POST, MEDIUM BLANK, (2 3/8" x 2 3/8" x 1/8" x 48")	AS REQD.
2	RADA-BP-01	BASE PLATE, 36" HEIGHT SQUARE POST	AS REQD.
3	RADA-PD-01	BASE PLATE PAD, SQUARE POST	AS REQD.
4	APAS-BR-01	EGLASS PICKET, BOTTOM RAIL, 20' LENGTH	AS REQD.
5	800S-TR-01	800 SERIES, TOP RAIL (2" x 1 1/2" x 1/8"), 20' LENGTH	AS REQD.
6	AMAS-TI-01	EGLASS PICKET, INFILL, TOP RAIL (2" x 1 1/2" x 1/8"), 20' LENGTH	AS REQD.
7	AAAA-RC-01	RCB, 1.5" PRE-CUT	AS REQD.
8	AAAS-HJ-01	BLOCK - B	AS REQD.
9	AAAS-HJ-02	BLOCK - A	AS REQD.
10	AAAS-HJ-03	BLOCK - C	AS REQD.
11	AEAS-SB-01	EGLASS ELEMENT, POST CAP SADDLE BRACKET	AS REQD.
12	APAS-PK-01	PICKET (1" x 1"), 37.5" LENGTH	AS REQD.
13	APAS-SR-01	EGLASS PICKET, SPACER	AS REQD.
14	APAS-UC-01	EGLASS PICKET, BOTTOM RAIL, UNDERSIDE COVER, 20' LENGTH	AS REQD.
15	AAAA-PC-01	POST CAP, 2 3/8" SQUARE POST	AS REQD.
16	AAAS-UB-02	U-BEND RAIL, 2" TOP RAIL	AS REQD.
17	AAAS-LB-01	L-BRACKET	AS REQD.
18	STD-DK-03	STEPS - CONCRETE	AS REQD.
19	STD-AC-01	3/8" THRU BOLT, 4" LG	AS REQD.
20	STD-NT-03	#10-24 SOCKET NUT	AS REQD.
21	STD-SC-02	#8 x 9/16" PAN HEAD TEK SCREW	AS REQD.
22	STD-SC-03	#10 x 3/4" PAN HEAD TEK SCREW	AS REQD.
23	STD-SC-05	1/4"-20 x 1 1/4" FLAT HEAD TF SCREW	AS REQD.
24	STD-SC-11	#8 x 7/16" PAN HEAD TEK SCREW	AS REQD.
25	STD-SC-12	#8 x 3/4" PAN HEAD TEK SCREW	AS REQD.
26	STD-SC-13	#10-24 SOCKET HEAD SCREW, 3/4" LG	AS REQD.
27	STD-SC-15	#8 x 1" PAN HEAD TEK SCREW	AS REQD.
28	STD-SC-17	#10 x 7/8" PAN HEAD TEK SCREW	AS REQD.
29	STD-SW-00	3/8" SCREW COVER	AS REQD.

NOTES:

- 1. DIFFERENT SIZES OF GLASS PANELS ARE AVAILABLE. REFER DWG NO: CAAS-G2-08 (1/4" THK) AND CAAS-G3-08 (3/8" THK).
- 2. MOUNTING:

FOR CONCRETE:

- 1. STD-AC-01 (3/8" THRU BOLT, 4" LENGTH)

FOR WOOD:

- 1. STD-AC-03 (3/8" LAG SCREW W/MIN 6" EMBED)

NOTES: UNLESS OTHERWISE SPECIFIED	
1. DIMENSIONS SHOWN - INCHES [MM].	DIMENSIONS ARE IN INCHES FRACTIONAL ±
2. MACHINED SURFACES TO BE 63UIN MAX.	ANGULAR: MACH ±
3. PART TO BE FREE OF BURRS AND SHARP EDGES.	TWO PLACE DECIMAL ±
4. ALL MATERIAL TO BE CLEAN, DEGREASED AND FREE OF ALL IMPURITIES.	THREE PLACE DECIMAL ±
5. ANY CHANGE MUST BE AUTHORIZED BY AN EGLASS ENGINEER.	MATERIAL
	FINISH
	DO NOT SCALE DRAWING

NAME	DATE
V.P.	12/11/18
DRAWN	
ENG APPR.	
MFG APPR.	
COMMENTS: PURCHASER HAS THE FULL RESPONSIBILITY TO COMPLY WITH LOCAL, NATIONAL AND INTERNATIONAL BUILDING CODES. PURCHASER SHALL COMPLY IN ALL RESPECTS WITH ALL APPLICABLE LEGAL REQUIREMENTS GOVERNING THE DUTIES, OBLIGATIONS, AND BUSINESS PRACTICES OF THEIR LOCALITIES AND SHALL OBTAIN ANY PERMITS OR LICENSES NECESSARY FOR THEIR OPERATIONS.	

TITLE: EGLASS PICKET, DECK MOUNT, SADDLE BRACKET, STAIR GUARD, 42" RAILING SYSTEM

SIZE	DWG. NO.	REV
A	CMDS-SB-00	2

SCALE: 1:50 WEIGHT: SHEET 3 OF 3

eGlass Element™

PROPRIETARY AND CONFIDENTIAL

THE INFORMATION CONTAINED IN THIS DRAWING IS THE SOLE PROPERTY OF EGLASS LLC. ANY REPRODUCTION IN PART OR AS A WHOLE WITHOUT THE WRITTEN PERMISSION OF EGLASS LLC IS PROHIBITED.

2

1